

A Guide to Living in Suita

- Disaster Preparedness
- Child rearing
- Medical
- Garbage
- Notifications

English



Suita City Suitan

A Guide to Living in Suita

-  **Disaster Preparedness** p2
Earthquakes Typhoons Emergency drill Disaster Preparedness Handbook
Other institutions for disaster information
-  **Information and Learning for a Peaceful Life** pp.3-5
Interpretation assistance Other institutions for living information Library
-  **Moving** pp.6-7
Resident registration Certificate of residence
Moving-in notification Notification of change of address Moving-out notification
-  **Notifications, Certificates, and Taxes** pp.8-17
Individual Number Card Marriage Registration Divorce Registration
Birth Registration Death Registration Stamp Registration
National Pension Plans Tax
-  **Pregnancy and Childbirth** pp.18-22
Delivery support system Health checkup Consultation Vaccinations
Baby food workshop Bookstart
-  **Child Rearing** pp.23-26
Allowances and subsidies Child-rearing support Nursery schools and kindergartens
-  **Schools and Education** pp.27-28
Support for non-Japanese residents School system in Japan (Transfer • Financial aid)
-  **Welfare and Nursing Care Services** pp.29-30
Nursing Care Insurance People with disabilities (Services offered)
-  **Medical insurances** pp.31-32
National Health Insurance Social Insurance Medical Insurance for Older Senior Citizens
-  **If you become sick or injured** p.33
Support systems including medical subsidies
-  **Garbage and Environment** pp.35-39
Garbage collection How to put out garbage Environmental Beautification
-  **Daily Living** pp.40-42
Housing Water Bicycle parking Dogs/cats breeding

■Terms of Use

The information in this guide is based on the applicable laws as of February 2022. Rules and procedures are subject to any future amendments to the applicable laws. For further information, please call Suita City Hall.

Tel: 06-6384-1231 (Japanese only) 1-3-40 Izumi-cho, Suita City, Osaka Prefecture 564-8550

Suita City Information

■ Suita City official website <https://www.city.suita.osaka.jp>

Here you can find city information including municipal activities and events.



■ Social Media

City information is also available on Twitter, Facebook, LINE, and Instagram.

<https://www.city.suita.osaka.jp/home/sns.html>

■ Official TV program - "How are you, everyone?"

This is a 30-minute TV show made by Suita City Hall.

You can watch it on CATV or the website of Suita City.



■ City Guide Suita (Shiho Suita)

This is a free booklet that features city information including our activities and events.

- Issued on the 1st of every month.
- Delivered to all households in Suita City.
- Available on our official website as well.

Inquiries: Public Relations Division of Suita City Hall ☎ 06-6384-1276
--

Public Facilities

■ A guidebook for learning facilities in Suita City - "Hirogare"

It introduces the major public facilities in the city for the citizens' learning activities.

It is available at public halls, libraries, and on the Internet.

https://www.city.suita.osaka.jp/home/soshiki/div-chiikikyoiku/manabishien/_76868/001492.html





Disaster Preparedness

【Earthquakes】There are a lot of earthquakes in Japan.

They are unpredictable.

All residents in Japan need to always be prepared for them.

(Preparation)

- Secure the drawers and shelves in the rooms.
- Prepare enough food and water to survive for 3-7 days, as well as batteries, flashlights, and so on.
- Put necessary items into bags (emergency bags) for evacuation.

(In the event of an earthquake)

- Protect your head and wait for the tremors to stop.
- When the quake subsides, make sure to turn off gas and anything that may cause fire in your house and move (evacuate) to a safe place.

【Typhoons】They come frequently in summer and fall.

Recently in Japan, heavy rain and strong winds accompanying typhoons cause severe damage.

Everyone should be prepared to be safe.

- When a typhoon comes, it is dangerous to be outside because of strong winds. Stay indoors at all times, except for evacuation.
- The water levels of rivers will rise. Always keep away from rivers.
- Gather information from the TV, radio, Internet, etc.
- Evacuate immediately when you feel you are in danger.

【Emergency drill (practice to deal with earthquakes and typhoons)】

Once a year, Suita City provides a drill for the citizens to evacuate safely, extinguish fire, and help injured people. Please join it as much as possible.

【Disaster Preparedness Handbook (useful information about disasters)】

This handbook features things to prepare for disasters in English, Chinese, and Korean.

Website URL

https://www.city.suita.osaka.jp/home/soshiki/div-somu/kikikanri/_102246/bosaibook.html



Inquiries: Crisis Management Office of Suita City Hall ☎ 06-6384-1753

Other institutions for disaster information

Osaka Foundation of International Exchange (OFIX)

- Disaster preparation information page

<https://ofix.or.jp/doc/disaster-info/>

- Multilingual information website/app for disasters in Osaka Prefecture - "Osaka Safe Travels"

<https://www.osakasafetravels.com/>



Information and Learning for a Peaceful Life

Interpretation assistance

For non-Japanese residents who are hesitant to go to hospitals or the city hall due to their Japanese communication skills, or for those who can speak Japanese but not confidently enough, volunteer interpreters will accompany them. No fees are required.

【For procedures and consultations at the city hall】

(Designated offices where interpreters can come along)

Suita City Hall, Suita City Board of Education, municipal elementary schools, junior high schools, nursery schools, and kindergartens in Suita City, etc.

(Available languages)

English, Chinese, Korean, Vietnamese and Thai

(How to apply)

Please call the preferred office and tell them the day and the time of your planned visit.

If you do not understand how to use this service well, inquire with Suita International Friendship Association (SIFA).

【For medical examinations and consultations at hospitals】

(5 designated hospitals where interpreters can come along)

① Suita Municipal Hospital (TEL 06-6387-3311)

② Saiseikai Suita Hospital (TEL 06-6382-1521)

③ Saiseikai Senri Hospital (TEL 06-6871-0121)

④ Inoue Hospital (TEL 06-6385-8651)

⑤ Suita Municipal Health Center (TEL 06-6339-1212)

(Available languages)

English, Chinese and Korean

(How to apply)

- Please decide which hospital you want to go to, along with an interpreter.
- After that, please call the hospital.

If you do not understand how to use this service well, inquire with Suita International Friendship Association (SIFA).

Inquiries: Suita International Friendship Association (SIFA) ☎ 06-6835-1192



The website below will help you tell your symptoms to the doctor in your language:
<https://www.kifjp.org/medical>



Other institutions for living information

■ Website of Immigration Services Agency of Japan

• Daily Life Support Portal for Non-Japanese People

<http://www.moj.go.jp/isa/support/portal/index.html>

■ Website of Osaka Foundation of International Exchange (OFIX)

• Living Information for Non-Japanese People

<https://www.ofix.or.jp/life/japanese>

Websites to learn Japanese

These websites provide opportunities to learn Japanese that is necessary for foreigners to live and work in Japan. They are useful not only for those who want to start learning Japanese, but also for those who want to improve their Japanese communication skills. Fees are not required.

<https://www.irodori.jp.f.go.jp/>

<https://www.irodori-online.jp.f.go.jp/>

Inquiries: The Japan Foundation ☎ 048-834-6561 ☎ 072-490-2601

Library

There are 8 libraries and 2 branch libraries in Suita City. People can borrow books, magazines, comic books, DVDs, CDs, and ebooks as well as reading newspapers there at no cost.

【Eligible people】

- ① Suita citizens
- ② Those who belong to schools in Suita City
- ③ Those who work at companies in Suita City

【How to get a library card】

- Make a "library card" at the library.
- Bring the documents that show your address and name.

However, those who fall under category ② or ③ are required to bring the documents that show the location of their school or company.

【The amount of items to be borrowed】

- Books, magazines, and comic books: up to 15/person.
- DVDs and CDs: up to 3/person.
- Ebooks: up to 3/person.

【Reservation available】

You can search books and make a reservation on your computer or smartphone.

For details, contact the nearest library.

Library	Address	TEL
Central Library	18-9 Deguchi-cho, Suita	☎06-6387-0071
Senri Library	1-2-1 Tsukumodai, Suita	☎06-6834-0132
Sankusu Library	5F Sankusu Sanbankan Bldg, 3-501 Asahi-machi, Suita	☎06-6317-0037
Esaka Library	1-19-1 Esaka-cho, Suita	☎06-6385-3766
Senriyama-Saidera Library	25-2 Senriyama Matsugaoka, Suita	☎06-6192-0516
Senrioka Library	14-33, Senrioka Kami, Suita	☎06-6877-4060
Kento Library	2-31, Kishibeshinmachi, Suita	☎06-6388-3800
Yamada Eki-mae Library	B2F Center for Future Dreams (Yume Tsunagari Miraikan “Yuipia”), 4-2-43 Yamada Nishi, Suita	☎06-6816-7722
Senri Library Kita-Senri Branch	4-2-D7 Furuedai, Suita	☎06-6834-2922
Yamada-Ekimae Library Yamada Branch	2-5-1 Yamada Nishi, Suita	☎06-6875-1235

Moving

Procedures for moving-in

Resident registration【Registering the address and family members of the new resident】

- New residents are required to notify Suita City Hall that they live in Japan, as well as registering their address and family size, etc. through resident registration.
- Non-Japanese people who are going to live in Japan (Suita City) more than 3 months (= those who have the residence card) are required to register as a resident at Municipal Division of Suita City Hall.

Certificate of residence【The document required to receive municipal services】

- After the resident registration, the city hall will make the certificate of residence, which contains the person's name, address, date of birth, status of residence (the certificate to live in Japan), etc.
- This is required to join Japanese National Health Insurance and National Pension, and to receive municipal services.

(Submitter of resident registration)

The new residents themselves are supposed to go to the Municipal Division of Suita City Hall or one of the branch offices (in Senri, Yamada, or Senrioka).

In case you fall under category ① or ② below, your family member or a substitute can register as well. Be sure to call the city hall or a branch office to check the documents you have to bring before going there.

① The person has difficulty to go there (ex. illness).

② The person is younger than 15 years old.



Please be noted that special permanent residents must follow a different submission method.

【When the person moves to Suita City, they must submit the "moving-in notification".】

- This must be submitted within 14 days from the moving-in day.
- Required Items

The moving-out certificate and the residence card/special permanent resident certificate

※If you have your My Number Card, the moving-out certificate is not always necessary.

This system is called Exceptional Moving-in (Tokurei Tennyu).

※If you have your My Number Card (Individual Number Card) or Basic Resident Register Card, you should bring it to the city hall. The address on the card can be changed at the same time.

Inquiries:	Municipal Division of Suita City Hall	☎ 06-6384-1235
	Suita City Hall, Senri Branch Office	☎ 06-6871-0227
	Suita City Hall, Yamada Branch Office	☎ 06-6877-0813
	Suita City Hall, Senrioka Branch Office	☎ 06-6877-0330

【When the person moves within Suita City, they must submit the "notification of change of address".】

- This must be submitted within 14 days from the moving day.
- Required Items

Resident Card or Certificate of Special Permanent Resident.

※If you have your My Number Card (Individual Number Card), you should bring it to the city hall.
The address on the card can be changed at the same time.

【When the person moves from Suita City to another city, town or village, they need to submit the "moving-out notification".】

- This can be submitted approximately 14 days ahead of the scheduled moving-out day.
- Required Items

Residence card or special permanent resident certificate

※If you have your My Number Card (Individual Number Card), you should bring it to the city hall.
The address on the card can be changed at the same time.



In case any changes occur in the submitted document (except for the address) or the residence card is lost, go to the Immigration Services Agency of Japan (Inspection Coordination Department of Osaka Regional Immigration Services Bureau) and make an arrangement.

Website of Immigration Services Agency of Japan <http://www.moj.go.jp/isa/index.html>

Inquiries:	Inspection Coordination Department of Osaka Regional Immigration Services Bureau	☎ 06-4703-2115
------------	---	----------------



Notifications, Certificates, and Taxes

How to apply for and receive "My Number" 【My Number (Individual Number)】

- Whether they are Japanese or non-Japanese, "My Number (Individual Number)" is assigned to each person who is going to live in Japan more than 3 months.
- This number is used to identify the person's address and so on.
- If you register as a Japanese resident for the first time, the "notification for Individual Number" and the "application form for the Individual Number Card" will be sent to your address.
- Your name, date of birth, and Individual Number are written in the notification.

Notification for Individual Number



Individual Number Card



Front side



Back side

【How to issue your My Number (Individual Number) Card】

Suita City offers 3 methods. No fees are required.

①Applying by mail

Send the "application form for the Individual Number Card" to the Municipal Division of Suita City Hall by mail.

Mailing address

1-3-40, Izumicho, Suita, Osaka, 564-8550

My Number Section, Municipal Division, Suita City Hall

②Applying on the Internet

Scan the QR code in the "application form for the Individual Number Card" to apply from the website.

③Applying at the city hall

Go to the Municipal Division of Suita City Hall.

(Required documents)

- Resident Card or Certificate of Special Permanent Resident.
- The documents that show your name and address/date of birth (ex. Health Insurance Card)
- A photograph of your face (3.5cm W x 4.5cm L)
- Notification for Individual Number

【How to receive your My Number (Individual Number) Card】

(Mail/Internet applicants)

- You will receive the "notification of issuance" when your My Number Card becomes available.
- Go to the Municipal Division of Suita City Hall with the "notification of issuance", "residence card"/ "special permanent resident certificate", the documents with your name and address/date of birth (ex. Health Insurance Card), and the notification for the Individual Number.

(City hall applicants)

- Your My Number Card will be sent to your address with delivery restricted to the addressee.

Inquiries:	Municipal Division of Suita City Hall	☎ 06-6384-1235
	Suita City My Number Call Center	☎ 06-6318-7775



- My Number (Individual Number) is required throughout your stay or life in Japan. Please be careful not to lose or damage it.

【Support in other languages : HP】

The website below explains about the My Number Card in English, Chinese, Korean, Spanish, and Portuguese.

My Number Card Comprehensive Website
<https://www.kojinbango-card.go.jp/index.html>
The Japan Agency for Local Authority Information Systems (J-LIS)

【Support in other languages : TEL】

The call center staff will explain about the My Number Card in English, Chinese, Korean, Spanish, and Portuguese.

Inquiries: Call Center for My Number ☎ 0120-0178-27

Marriage Registration (Submitting the documents to notify the couple's marriage) **【When getting married】**

- You must obtain the "certificate of legal capacity/eligibility for marriage" (the document to prove the person is legally capable of marriage in Japan) at the embassy or the consulate.
- Submit the "marriage registration form", "certificate of legal capacity for marriage", and your passport to the Municipal Division of Suita City Hall.

■ Note ■

The necessary documents may vary depending on the non-Japanese resident's home country. Be sure to inquire with the Municipal Division of Suita City Hall or one of the branch offices (in Senri, Yamada, or Senrioka) before going there.

Divorce Registration (Submitting the documents to notify the couple's divorce) **【When getting divorced】**

(Couples that consist of a non-Japanese and a Japanese resident)

- With the mutual consent of the married couple, the divorce will be effective under the Japanese law.
- Submit the "divorce registration form" to the Municipal Division of Suita City Hall or the branch offices (in Senri, Yamada, or Senrioka).

(Couples that consist of non-Japanese residents)

- Some conditions are required to get divorced under the Japanese law.
- Be sure to inquire with the Municipal Division of Suita City Hall or one of the branch offices (in Senri, Yamada, or Senrioka) to check the required documents before going there.

Inquiries:	Municipal Division of Suita City Hall	☎ 06-6384-1235
	Suita City Hall, Senri Branch Office	☎ 06-6871-0227
	Suita City Hall, Yamada Branch Office	☎ 06-6877-0813
	Suita City Hall, Senrioka Branch Office	☎ 06-6877-0330

- Those who get married or divorced are required to go through certain procedures in their home countries as well.
- Even if their marriage or divorce is permitted under the Japanese law, there are some cases that their country does not permit it. In case you get married/divorced, you should inquire with your embassy/consulate and the public office where you have to register it.
- When your status of residence or name changes because of marriage/divorce, you need to go to the Immigration Services Agency of Japan (Osaka Regional Immigration Services Bureau). If you are a special permanent resident, you should go to the city hall in your living area.
- The holder of the status of residence, whose spouse is Japanese or who lives in Japan as a family member of their spouse, may lose their status of residence when they get divorced.
- In case they do not arrange their status of residence, they may not be able to stay in Japan.



Birth Registration (Submitting the documents to notify childbirth) **【When babies are born】**

Submit the "birth registration form" to the Municipal Division of Suita City Hall or one of the branch offices (in Senri, Yamada, or Senrioka) within 14 days from the birth.

(For non-Japanese parents)

- Even if your baby is born in Japan, they cannot acquire Japanese nationality.
- Notify the embassy/consulate that your baby was born.
- Go to the Immigration Services Agency of Japan (Inspection Coordination Department of Osaka Regional Immigration Services Bureau) to receive the residence card for the baby.

Inquiries:	Osaka Regional Immigration Services Bureau	☎ 06-4703-2115
------------	--	----------------

(Required documents to bring to the Municipal Division of Suita City Hall or one of the branch offices (in Senri, Yamada, or Senrioka))

- Notification of Delivery (with the birth certificate issued at the hospital)
- Maternal and Child Health Handbook
- ※Stamps (Inkan) are not required for non-Japanese residents.

Inquiries:	Municipal Division of Suita City Hall	☎ 06-6384-1236
	Suita City Hall, Senri Branch Office	☎ 06-6871-0227
	Suita City Hall, Yamada Branch Office	☎ 06-6877-0813
	Suita City Hall, Senrioka Branch Office	☎ 06-6877-0330

(Acquisition of the status of residence for the baby)

The status of residence is essential for the children who were born in Japan without Japanese nationality to live in Japan.

- ※If you are a special permanent resident, inquire with the Municipal Division of Suita City Hall or one of the branch offices (in Senri, Yamada, or Senrioka) beforehand.
- The procedure must be completed at the Osaka Regional Immigration Services Bureau within 30 days from the birth.
- Those who are leaving Japan within 60 days from their birth are not required to go through the procedure.

Inquiries:	Osaka Regional Immigration Services Bureau	☎ 06-4703-2115
------------	--	----------------

**Death Registration (Submitting the documents to notify the death of the person's family member)
【When a family member dies】**

- Please submit the "death registration form" to the public office within 7 days from the day you found out about the death.
- The place to submit the document is the public office in the residential area of the deceased or the submitter. Please request the doctor to fill out the "death certificate (post-mortem certificate)" that is on the right side of the death registration form and bring it to the office.
- ※Funeral homes can submit the form instead of you on request.
- The residence card, special permanent resident certificate, and alien registration card of the deceased must be returned to the Immigration Services Agency of Japan.
- Certain procedures are required in the home country of the deceased, which may vary depending on their countries. For details, inquire with the embassy/consulate.



Stamp Registration

- This is the procedure to register your personal stamp as the official one.
- The registered stamp is called "Jitsuin".
- After the registration, the city hall will provide you the "Stamp Registration Card (Inkantourokushou)".
- This is used when you make important contracts, such as buying a house or a car.

【How to register a stamp】

Go to the Municipal Division of Suita City Hall or one of the branch offices (in Senri, Yamada, or Suita) to register your stamp.

(Required items)

- Residence card or special permanent resident certificate
- A stamp to register



- In case you are not from a country where Chinese characters (kanji) are used, inquire with the Municipal Division of Suita City Hall or one of the branch offices (in Senri, Yamada, or Suita) whether alphabet letters are acceptable.
- Even if you are from such countries, some Chinese characters are not available in Japan. For details, inquire with the Municipal Division of Suita City Hall or one of the branch offices (in Senri, Yamada, or Suita).

【Stamp Registration Certificate (Inkantouroku Shoumeisho)】

This is the document that proves your stamp is officially registered "Jitsuin". You can obtain the document at the Municipal Division of Suita City, one of the branch offices (in Senri, Yamada, or Suita), or the Public Service Corners (in Suita Thanks Bld. Esaka, Kishibe, Hara, or Kitasenri).

If you have your My Number Card, it is also available at convenience stores. These services require fees. It costs 300 yen at the Municipal Division of Suita City, the branch offices, or the Public Service Corners, and 200 yen at convenience stores.

Inquiries:	Municipal Division of Suita City Hall	☎	06-6384-1235
	Suita City Hall, Senri Branch Office	☎	06-6871-0227
	Suita City Hall, Yamada Branch Office	☎	06-6877-0813
	Suita City Hall, Senrioka Branch Office	☎	06-6877-0330

National Pension Plans

- All people who live in Japan, aged between 20 and 59 (including non-Japanese people), must join a National Pension plan.
- If a person aged between 20 and 59 joins the plan for 40 years, they will be able to receive the full old-age pension when they turn 65 years old.
- There are three categories of the members under the National Pension system.

1 Those who must join

- (1) Category 1 policyholder
Self-employed people, students, etc. who live in Japan, aged between 20 and 59
- (2) Category 2 policyholder
People insured by the Employees' Pension Insurance (except for those who are over 65 years old and covered by Old-age Employees' Pension)
- (3) Category 3 policyholder
Dependent spouses of Category 2 policyholders (financially dependent on the insured people) who are aged between 20 and 59

2 Procedures to join

- (1) Category 1 policyholder
The procedure must be completed at the National Pension Section of the Municipal Division of Suita City Hall.
- (2) Category 2 policyholder
The procedure must be completed by the employer of the person's workplace, which means they do not need to do it by themselves.
- (3) Category 3 policyholder
The procedure must be completed by the employer of the person's spouse's (including de facto marital relationship) workplace at the same time as submitting the "notification of health insurance dependent (transfer)".

3 Pension Contributions

- (1) Amount
The amount of the contribution for Category 1 is 16,590 yen per month from April 2022 to March 2023.
- (2) Payment
Please pay the monthly contribution with the "national pension contribution payment guide" by the end of the following month.
You can pay it at financial institutions and convenience stores.
Payment by using bank account transfer or credit card is also available.
- (3) Contribution Payment Exemption System
Those who have financial difficulty in Category 1 can apply for the Pension Contribution Exemption System or the Special Payment System for Students. These systems guarantee their rights to receive Old-age Basic Pension, Disability Basic Pension, etc. without paying contributions every month.

Inquiries:	Municipal Division of Suita City Hall (National Pension Section)	☎ 06-6384-1209
------------	---	----------------

4 Payment of pension benefit

(1) Old-age Basic Pension

Those who have paid the Pension contributions for at least 10 years are eligible to receive Old-age Basic Pension after they turn 65 years old.

(2) Disability Basic Pension

Those who are covered by a national pension plan can receive this when disabilities are caused by illnesses or injuries (the date of the first medical examination is required).

5 Pension for non-Japanese people

(1) Lump-sum withdrawal payment for short-term residents

Non-Japanese people who have paid the contributions for a national pension plan or an employee's pension insurance for 6 months or more but who are ineligible to receive Old-age Basic Pension, can receive reimbursement of some amount (Lump-sum withdrawal payment) if they apply for it within 2 years after disqualification of their insurance and departure from Japan.

(2) Social security agreement

Non-Japanese people who live in Japan must join pension systems both in their home countries and Japan.

To ensure their qualification period of pension, the total insured period in both countries is counted, which makes it easier for them to fulfill the required insured period to receive the pension benefit.

Inquiries:	Municipal Division of Suita City Hall (National Pension Section)	☎ 06-6384-1209
------------	---	----------------

Taxes

【Taxes】These are money paid for the national and municipal governments.

All people who work, live, and/or have assets (ex. land or houses) in Japan must pay taxes.

【Vehicle tax】

This tax, paid by those who earn money (ex. salary), goes to the national government.

For details, contact Suita Tax Office.

【Resident tax】

Workers who live in Japan as of January 1st must pay this tax.

For details, contact the Municipal Tax Division of Suita City Hall.

【Income tax】

Those who own the assets listed below as of January 1st must pay this tax.

Land, buildings (ex. houses, apartments, stores), etc.

For details, contact the Property Tax Division of Suita City Hall.

【Fixed Asset Tax (environmental performance-based)】

This tax is usually included in the car price at the shop.

For details, contact the Osaka Automobile Tax Call Center.

【Fixed Asset Tax (category-based)】

Those who own cars must pay this tax.

For details, contact the Osaka Automobile Tax Call Center.

【Light Vehicle Tax (environmental performance-based)】

This tax is usually included in the car price when buying a small-sized vehicle with three wheels or more.

For details, contact the Osaka Automobile Tax Call Center.

【Light Vehicle Tax (category-based)】

Those who own motorcycles or vehicles with less than 660 CCs must pay this tax.

For details, contact the Tax System Division of Suita City Hall.

【Consumption tax】

A tax of 8% or 10% is paid on top of the price of an item or a service.

For details, contact Suita Tax Office.

Inquiries:	Suita Tax Office	☎ 06-6330-3911
	Municipal Tax Division of Suita City Hall	☎ 06-6384-1248
	Property Tax Division of Suita City Hall	☎ 06-6384-1245
	Osaka Automobile Tax Call Center	☎ 0570-020-156
	Tax System Division of Suita City Hall	☎ 06-6384-1243

Tax certificates issued at the city hall

The certificate of taxable income for prefectural or municipal taxes or the payment certificate for prefectural or municipal taxes may be required when you renew the status of residence or rent/purchase a home.

【Certificate of taxable income for prefectural and municipal taxes】

- This certificate is equivalent to the tax certificate and the tax exemption certificate.
- It tells "the incomes during the previous year" and "the tax amount".
- Those who did not declare for the previous year incomes are not eligible to receive this certificate.
For details, contact the Tax System Division of Suita City Hall.

【Payment certificate for municipal taxes】

- This certificate proves that "the person paid the municipal taxes".
- There are tax payment certificates for the municipal/prefectural taxes, property tax, corporate inhabitant tax, etc.
- These are issued only for those the municipal taxes are imposed on.
For details, contact the Tax System Division of Suita City Hall.

【Certificates for other municipal taxes】

The certificates for fixed assets (ex. land or houses) are issued for those who own land or houses in Suita City.

For details, contact the Property Tax Division of Suita City Hall.

Inquiries:	Tax System Division of Suita City Hall	☎ 06-6384-1243
	Property Tax Division of Suita City Hall	☎ 06-6384-1245

Pregnancy and Childbirth

When you become pregnant

【Delivery support system】Providing a subsidy for childbirth

In case the parents do not have enough money to give a birth due to their financial problems, Suita City will provide a subsidy for them.

(Eligible people)

- Residents in Suita City

※There are some cases that the parents are ineligible for this system, so be sure to consult with the Child-rearing Support Division of Suita City Hall by the time of delivery.

Inquiries: Child-rearing Support Division of Suita City Hall ☎ 06-6384-1470

When you find out about your pregnancy

①Submit the pregnancy notification (the form to notify your pregnancy) to the Maternal and Child Health Division of Suita City Hall or that in Minamisenri Branch Office.

②Receive a Maternal and Child Health Handbook (Boshi kenko techo).

The English, Chinese, Thai, Vietnamese, Portuguese and Korean versions are also available.

③Receive a "Separate Volume of Maternal and Child Health Handbook" as well.

※Maternal and Child Health Handbook

- Bring your Maternal and Child Health Handbook when you go to the hospital.
- The handbook tells important things to raise your baby.
- Record how your baby is growing and what kind of diseases they got.
- Record the types of vaccination (shots to prevent diseases) your baby got.

※Separate Volume of Maternal and Child Health Handbook

- If you bring this with Maternal and Child Health Handbook, you can get some supports on the prenatal checkups (14 times).

Maternity Mark

Your baby's growth and your safety should be assured especially at the beginning of pregnancy.

Please put this mark (ex. on your bag) when you ride on a train or a bus, then other people can notice that you are pregnant.



Inquiries: Maternal and Child Health Division of Suita City Hall ☎ 06-6339-1214
Maternal and Child Health Division of Suita City Hall
(in Minamisenri Branch Office) ☎ 06-6155-2812

Prenatal checkup

- You can check your condition and how your baby is growing inside your body.
- You can receive tickets for the prenatal checkup with your Maternal and Child Health Handbook. Bring them to designated hospitals (partner medical institutions).
- In case the payment for the checkup exceeds the amount written on the tickets, you will need to pay for the excess.

Prenatal dental checkup

- You can receive a dental checkup for your teeth and gum, cleaning of the tooth surface, toothbrushing instruction, etc. once for free during pregnancy. Make a telephone reservation of a partner dental clinic before visiting.

Counseling service for prospective mothers

- If you are worried about delivery and child-raising, you can consult with midwives or public health nurses. You can ask for advice on the phone as well.

Prenatal classes (for expectant mothers and fathers)

- Preliminary application is required.
- New parents can learn important things about pregnancy, childbirth, and child-raising.
- There is also a class where you can experience holding a baby, changing a diaper, etc. using baby dolls.

Newborn hearing screening (checking the baby's hearing ability)

- It is said that 1 or 2 out of every 1,000 babies have an inborn hearing impairment. During hospitalization, you can take a screening shown below at the hospital where you gave a birth.

Automated ABR screening (5,000 yen) or OAE screening (1,500 yen)

- ※In case the payment for the screening exceeds the certain amount, you will need to pay for the excess.
- ※There are some hospitals that do not carry out the screening. Be sure to inquire with the hospital where you are planning to give a birth beforehand.

Counseling service for mothers in the postnatal period

- If you are worried about child-raising, you can consult with midwives or public health nurses. You can ask for advice on the phone as well.

Home consultations for newborns, infants and mothers

- Public health nurses and midwives are available for home visits for consultations on breastfeeding and other matters relating to childrearing, as well as hearing any worries about the health condition of the parents.
- Applicants need to mail the postcard (birth notification form) attached to the Separate Volume of Mother and Child Health Handbook. Application by telephone or on the official website of Suita City is also available.

Inquiries:	Maternal and Child Health Division of Suita City Hall	☎ 06-6339-1214
	Maternal and Child Health Division of Suita City Hall (in Minamisenri Branch Office)	☎ 06-6155-2812

Postnatal checkup

- This is carried out in 2 weeks and 1 month after the delivery to check the mother's physical and mental health. You do not need to pay up to 5,000 yen per checkup.

Postnatal dental checkup

- New mothers tend to be too busy taking care of their babies, so they do not pay enough attention to their teeth and gums, which may cause cavities. It is said that if mothers have cavities, the risk of their children developing cavities as well increases.
- Mothers can undergo a free dental health checkup within 1 year after giving a birth (by the day before their children's first birthday). Be sure to make a telephone reservation of a partner dental clinic before visiting.

General health check for infants

- This is conducted at the designated hospitals (partner medical institutions).
- Your baby can have this checkup once at no cost within the first year of birth.
- Be sure to make a reservation, and then go to a partner medical institution with the medical card attached to your Separate Volume of Maternal and Child Health Handbook.

Health check for infants

- Your baby undergoes the checkup ①-⑤ listed below to measure their size and weight, and to see if they have any disease.
- The Maternal and Child Health Division of Suita City Hall will send a medical card to the address of those who are eligible for the checkup.
 - ①Health check for four-month-old infants • Late infancy health check (from nine-month to one-year-old infants)
 - ②Health check for one-and-a-half-year-old infants
 - ③Dental health check for two-and-a-half-year-old children
 - ④Health check for three-year-old children
 - ⑤Molar teeth health check for six-year-old children

Postnatal care/support services

- In case you are sick or worried about child-raising while there are not enough supporters around you, do not hesitate to ask for help. We will introduce medical institutions, etc.
- This is available within 2 months after the childbirth. You cannot use it if the mother or the baby needs to be hospitalized. In case you gave birth to twins or a low birth weight infant, the available period may be extended.
- The mother and the baby can receive consultation about rest and child-raising at hospitals. You can choose from a day trip or a stay.
- Fees are required.

Postnatal housework support

- In case you are sick or worried about child-raising while you cannot rely on your family, you can receive supports on house cleaning, cooking, etc.
- This is available within 6 months after the childbirth.
- Fees are required.

Support for families with multiple birth

- If you have twins, triplets, or more who are younger than 1 year old, you can receive supports on house cleaning, washing, child-raising, etc. You cannot use this service if you need to be hospitalized.
- Fees are required.

Inquiries: Maternal and Child Health Division of Suita City Hall ☎ 06-6339-1214
Maternal and Child Health Division of Suita City Hall
(in Minamisenri Branch Office) ☎ 06-6155-2812

Relaxing room for pregnant women and new mothers

- Pregnant women and new mothers (within two months of giving birth) can spend relaxing time with their babies and talk to each other freely.
- They can learn about child-raising and consult with midwives and public health nurses.



- To prevent infectious diseases, the babies' siblings and people in bad condition are not accepted.
- Pregnant women are recommended to join after 20 weeks of pregnancy (after the first trimester).

Inquiries: Maternal and Child Health Division of Suita City Hall ☎ 06-6339-1214
Maternal and Child Health Division of Suita City Hall
(in Minamisenri Branch Office) ☎ 06-6155-2812

Vaccinations (shots to prevent babies from diseases)

- This is conducted at the designated hospitals (partner medical institutions).
- Go to the hospital with your Maternity and Child Health Handbook and the prevaccination screening questionnaire.
- The schedule of vaccination is written in the Maternity and Child Health Handbook.
- Prevaccination screening questionnaire ■
- It will be sent at the end of the previous month when your baby turns 2 months old.
- In case you do not receive the questionnaire, call the Community Health Division of Suita Health Center.
- Check the official website of Suita City to see the designated hospitals (partner medical institutions). They are also listed in the April issue of "City Guide Suita (Shiho Suita)".

【The vaccination ①-⑨ below are mandatory.】

- ① Rotavirus
- ② Hib
- ③ Pediatric Pneumococcus
- ④ Hepatitis B
- ⑤ 4-Way Vaccines (Diphtheria, Pertussis, Tetanus, Inactivated Poliovirus)
- ⑥ BCG
- ⑦ Measles, German Measles (MR)
- ⑧ Varicella (Chicken Pox)
- ⑨ Japanese Encephalitis

Inquiries: Community Health Division of Suita Health Center ☎ 06-4860-6151

Baby food workshop

This is a workshop that offers lectures on baby food and taste testing of the food for the parents who have 5-6 or 9-11 months old babies.

Suku-suku Baby Club

- Parents and 4 month-old babies spend time together.
- Parents can also consult with public health nurses and nutritionists about child-rearing worries.

Inquiries: Maternal and Child Health Division of Suita City Hall ☎ 06-6339-1214 Maternal and Child Health Division of Suita City Hall (in Minamisenri Branch Office) ☎ 06-6155-2812

Bookstart

- The project to give picture books to 4-12 months old babies
- The parents can get picture books at the city libraries.
- Bring your Maternal and Child Health Handbook to receive them.

Inquiries: Suita Central Library ☎ 06-6387-0071



Child Rearing

Allowances and subsidies

【Child Allowance】An allowance provided by Suita City to child-raising families

(Eligible people)

- Families that have children of junior high school or under (by March 31 after turning 15 years old) are eligible. Submit the form to the Child-rearing Support Division of Suita City Hall.

(The amount of allowance)

- 0 - under 3 years old: 15,000 yen / month for each child
- 3 - 12 years old (until graduating elementary school): 10,000 yen / month for each child
- If the family has more than 3 children who are younger than 18 years old, 15,000 yen / month is provided from the third child.
- 12 - 15 years old (until graduating junior high school): 10,000 yen / month for each child

Households whose income (ex. salary) is judged to be enough to raise children will receive 5,000 yen / month for each child.



【Child Support Allowance】An allowance to raise children

Those who are raising children younger than 18 years old alone due to divorce, etc. or those who are raising children with disabilities younger than 20 years old are eligible to receive this allowance.

Submit the form to the Child-rearing Support Division of Suita City Hall.

【The amount of allowance per month】

- ① one child: 10,180 - 43,160 yen
- ② two children: 5,100 - 10,910 yen in addition to ①
- ③ three children or more: 3,060 - 6,110 yen in addition to ① and ②



- The amount is decided based on the previous year's income (ex. salary).
- In case the income (ex. salary) exceeds the amount decided under the system, this allowance is unavailable.

For details, contact the Child-rearing Support Division of Suita City.

【Medical subsidy for single-parent families】A subsidy for illnesses or injuries

For those who are raising children younger than 18 years old alone and their children are suffering from illnesses or injuries, Suita City pays part of the medical expenses.

- Apply to the Child-rearing Support Division of Suita City.
- The "Medical care certificate for single-parent family" will be sent to your address.
- In case the income (ex. salary) exceeds the amount decided under the system, this allowance is unavailable.

Inquiries: Child-rearing Support Division of Suita City ☎ 06-6384-1470
--

Child-rearing support

【Child-rearing workshop】A workshop where parents and children play together and make friends

This is held twice (in spring and fall) at kindergartens in Suita City.

It is announced in "City Guide Suita (Shiho Suita)" as well.

【Carefree Childcare Plaza (Nobi-nobi Kosodate Plaza)】A facility to learn about child-rearing

Parents can get information about child-rearing through learning and interacting with other parents.

There are various contents suited for the children's age, such as parent-child lessons, gatherings, lectures to learn about child-rearing, etc.

Inquiries: Carefree Childcare Plaza office ☎ 06-6816-8585

【Suita Family Support Center】Mutual support for child-rearing

This is a group where residents of Suita City help each other. They introduce people who can take care of your children. Fees are required.

- They introduce people who can take care of your children.
- They can pick up your children (ex. at nursery schools).
- They can take care of your children when you are absent.

Inquiries: Suita Family Support Center Office ☎ 06-6816-8500

【Childcare classes for non stay-at-home guardians】A place where children can play and study

In case the schoolchildren's family members are away from their home after school, they can play and do their homework safely in their elementary school. The usage fee is required.

(Eligible children)

First to fourth graders

(Available schedule)

- Monday - Friday and the 4th Saturday of the month
- From the end of the final class to 5 p.m.
- Extended care is available: from the end of the final class to 6:30 p.m.
- The 4th Saturday: from 8:30 a.m. to 5 p.m.

(During summer/winter/spring vacations)

- From 8:30 a.m. to 5 p.m.
- Extended care is available: from 8:30 a.m. to 6:30 p.m.

(Usage fee)

- 4,000 yen per month
- Payment is required for everything else (ex. snacks).
- Extended care requires extra 1,500 yen.

Inquiries: After-school Childcare Office of Suita City Board of Education ☎ 06-6384-1599

Nursery schools and kindergartens

(Schools that educate and take care of children younger than school age)

Children younger than 6 years old (before entering elementary school) are eligible.

There are 3 types of schools, "nursery schools", "kindergartens", and "certified centers for early childhood education and care".

【Nursery schools】There are municipal and private schools.

- In case the parents cannot take care of their children due to their job or sickness, the schools will take on their care.
- There are some nursery schools that can take care of the children for a short time ("temporary childcare") for the parents who cannot do that due to sickness or a busy schedule.

(How to apply)

- Whether it is municipal or private, apply to the Nursery Schools and Kindergartens Office of Suita City Hall.
- If you attempt to use a nursery school from next April, you should apply in the fall of the previous year.
- If you do not care about the entrance month, you can apply anytime.

【Kindergartens and certified centers for early childhood education and care】 There are municipal and private schools.

The period of entrance is April of every year. If you attempt to start school in another month, inquire with your preferred school.

■ Public kindergartens and certified centers for early childhood education and care

- Public kindergartens offer two-year care service for children aged 4 and 5.
- Certified centers for early childhood education and care offer three-year care service for children aged 3 - 5.
- The parents must pick up their children by themselves.

(How to apply)

- If you attempt to use a school from next April, receive the documents (application forms) from public kindergartens, certified centers for early childhood education and care, or the Nursery Schools and Kindergartens Office of Suita City Hall from September of the previous year.
- Submit the application form to your preferred school during the designated period in October of the previous year.
- In case of a large number of applicants, places will be decided by lottery.

■ Private kindergartens

There are 16 private kindergartens in Suita City, which offer 3-year childcare service for children aged 3 - 5. Some of them provide a pick-up bus service.

(How to apply)

If you attempt to enter a school from next April, apply to your preferred school in October of the previous year.

Inquiries: Nursery Schools and Kindergartens Office of Suita City Hall ☎ 06-6384-1592

Tuition for nursery schools and kindergartens became free.

- If your children are 3 - 5 years old, you do not need to pay the tuition for nursery schools and kindergartens.
- The tuition is not required for 0 - 2 years old children in the households that municipal taxes are not imposed on.
- Payment is required for snacks, clothes, etc.

(Nursery schools and kindergartens that are free of the tuition)

- Inquire with your children's nursery school or kindergarten to know whether you are eligible for free-tuition service.
- The nursery Schools and Kindergartens Office of Suita City Hall can also answer.

(How to use the schools for free)

- Submit the required documents to the Nursery Schools and Kindergartens Office of Suita City Hall.

Inquiries: Nursery Schools and Kindergartens Office of Suita City Hall ☎ 06-6384-1592

Schools and Education

Support for non-Japanese residents

【Sakura Hiroba】A class to learn Japanese

This is held for children who need support to live and study in Japan and wish to know about the culture and language in their home countries.

(Eligible children)

Those who go to municipal kindergartens, elementary schools and junior high schools in Suita City
(Contents)

- The participants study how to read and write Japanese.
- They also talk in their native languages and learn about the culture of their home countries.

(Schedule)

From 3:30 p.m. to 5 p.m. on every Wednesday (except for school holidays)

(Venue)

Takemidai Junior High School

【Multilingual Course and School Life Support Guidance】

A guidance to talk about children's future plans

This is held by Osaka Prefecture once a year for those who do not understand Japanese well (ex. people from overseas). The participants can receive consultation in their native languages.

- The participants can consult about their future path after graduating junior high school.
- They also learn about the preparation to go to high schools, high school life, etc.

Inquiries: School Education Office of Suita City Board of Education ☎ 06-6155-8192

【Official website of Osaka Prefecture】

It has various information for children to have a safe school life.

<https://www.pref.osaka.lg.jp/shochugakko/kikokutoniti-sapo/gakkousapo-to.html>

School system in Japan (From elementary school to university)

Age (years)	Type of School	Years of education
From 6	Elementary school	6
From 12	Junior high school	3
From 15	Senior high school	3
From 18	University, Junior college, Vocational school	

All children must go to elementary schools and junior high schools. This is called "compulsory education".

【Elementary and junior high school (compulsory education)】

All children go to elementary schools from 6 years old and junior high schools from 12 years old.

Non-Japanese children can go to Japanese elementary schools and junior high schools as well.

【When non-Japanese children wish to go to Suita Municipal elementary schools and junior high schools】

- Apply to the Educational Affairs Division of Suita City Board of Education.
- The division will send you the document (admission notice) in which your child's name, birthday, the school to go, etc. are written.

【When transferring from an elementary school or junior high school in another city to a municipal one in Suita City】

- Please submit the moving-in notification to the Municipal Division of Suita City Hall and receive the "Notification of Transfer".
- Please submit the "transfer notification" and the "documents required for transfer" given by the previous school to the new school.

【When transferring from a Suita municipal elementary school or junior high school to one in another city】

- Please submit the moving-out notification to Municipal Division of Suita City Hall and receive the "notification of leaving school".
- Please submit the "notification of leaving school" to the current school.
- Receive the "documents required for transfer" from the school and submit them to the new city hall and school.

【When moving within Suita City and the school area changes】

(School area)

Which elementary school or junior high school to go is decided based on where the resident lives.

- Please submit the notification of change of address to the Municipal Division of Suita City Hall and receive the "notification of leaving school" and the "notification of transfer".
- Please submit the "notification of leaving school" to the current school.
- Receive the "documents required for transfer" from the school, and submit them with the "notification of transfer" to the new school.
- In some cases, the school does not change even if the resident changes their address.

【Subsidy for education】

School financial aid

- Elementary school and junior high school students whose family is in financial difficulty can receive aid to pay for school lunch (only for elementary school students) and school supplies (ex. stationery).
- Contact the Educational Affairs Division of Suita City Board of Education to know the amount of aid, required conditions and documents, etc.

Inquiries: Educational Affairs Division of Suita City Board of Education ☎ 06-6384-2457・2458



Welfare and Nursing Care Services

Nursing Care Insurance

Those who are covered by a nursing insurance can receive nursing care services when they grow older, become seriously sick, or need nursing care (ex. support for eating and bathing).

(Eligible people)

- Those who live in Japan longer than 3 months and have a medical insurance (Health Insurance, National Health Insurance or Medical Insurance for Older Senior Citizens) can join a nursing insurance when they turn 40 or older. The procedure is supposed to be completed by the companies they belong to.
- All people who live in Japan longer than 3 months join a nursing insurance when they turn 65 or older. No procedure is required.

(People eligible for nursing-care services)

■ Elderly people aged 65 and over

- When they are recognized as those who need nursing care by Suita City.
- When they are recognized as those who need support to live by Suita City.

■ Medical insurance subscribers aged 40-64

- When they are recognized as those who need nursing care by Suita City.
- When they are recognized as those who need support to live by Suita City.

(Nursing-care services offered)

The services vary depending on the users.

(Payment of premiums for nursing insurance)

■ Elderly people aged 65 and over

- People who annually receive pension of 180,000 yen or more:
 - • • The premiums are deducted from the pension.
- Those whose pension is less than 180,000 yen / year:
 - • • Payment should be made by themselves with using the statement of payment. It is payable at banks, post offices, convenience stores, or on smartphones (LINE Pay or PayPay).

■ Medical insurance subscribers aged 40-64

- The premiums are paid on top of their medical insurance premiums.

(Amount to be paid for services)

- You are required to pay 10% of the original fee when you receive the services.
- Those who have a high income are required to pay 20% or 30%.
- If you are hospitalized, part of the medical care fees are covered, which means you are required to pay the charges for food and your stay by yourself.

※Required fees are fixed not to be too expensive.

Inquiries: Elderly Welfare Office of Suita City Hall ☎ 06-6384-1343

People with disabilities

【Services for adults and children with disabilities】Support to enable people with disabilities to live and join the society in their area

(Issuance of a disability passbook to receive the services)

Receive a disability passbook at the Disability Welfare Office. It is necessary to use welfare services. It usually takes 1 - 3 months from application until receiving it.

(Types of passbooks)

①Physical Disabilities Passbook (Shintai Shogaisha Techo)

People with disabilities caused by illnesses or injuries

②Rehabilitation Passbook (Ryoiku Techo)

People with intellectual disabilities

③Health Care and Welfare Handbook for People with Mental Disabilities

People who have difficulty to live because of mental disabilities

(Services offered)

- Lower taxes
- Discount on taxi fares

Inquiries: Disability Welfare Office of Suita City Hall ☎ 06-6384-1347
--



Medical insurances

Insurances to prepare for illnesses and injuries.

Those who are covered by medical insurance will be required to pay part of fees when they receive a medical examination at the hospital. The rest is paid by the national government and the city hall.

There are three types of medical insurances. All people are required to join one of them under the Japanese law.

- ① National Health Insurance
- ② Social Insurance (health insurance of the workplace)
- ③ Medical Insurance for Older Senior Citizens (only for people aged 75 or more)

① National Health Insurance

When you enroll in/withdraw from the National Health Insurance or change your address, submit the form to the National Health Insurance Division of Suita City Hall.

(Eligible people)

- Non-Japanese people who (are going to) live in Suita City longer than 3 months
- Those who are not covered by the health insurance of their workplace
- Those who are younger than 75 years old
- Those who are not receiving any social security benefits

(Enrollment must be done within 14 days after the following events)

- Withdrawal from the health insurance of the workplace
- Moving
- Birth of a child

(Insurance premiums : Fees for insurances)

- Premiums should be paid every month.
- The amount is decided based on the family size and the income of the previous year.
- If you want to lower the premiums because of disasters (ex. earthquakes) or sudden decrease of income, consult with the National Health Insurance Division of Suita City Hall.

(Payment of premiums)

- After the enrollment in the National Health Insurance, the statement of payment will be sent from the National Health Insurance Division of Suita City Hall. Make a payment at banks, post offices, or convenience stores by the due date.

(Withdrawal must be done within 14 days after the following events)

- Enrollment in the health insurance of the workplace
- Moving from Suita City to another city, town or village
- Death of the person insured by the National Health Insurance



Those who have special certificates (ex. the status of residence for medical-stay of "Designated Activities") cannot join National Health Insurance.

Inquiries: National Health Insurance Division of Suita City Hall ☎ 06-6384-1241

② Social Insurance

- Those who are working at a company and meet certain conditions (ex. the amount of monthly salary) usually join the health insurance of the company. Inquire with your company whether you can join the health insurance.

Suita City Hall is not in charge of the procedure.

- Your family members who live in Japan can join the health insurance as well. Inquire with your company whether your family members are eligible.

③ Medical Insurance for Older Senior Citizens

(Eligible people)

- People at the age of 75 or older
- Non-Japanese people who (are going to) live in Japan longer than 3 months. Those who have any special status of residence cannot join.

(Enrollment)

- An health insurance card will be sent to your house in the previous month of your 75th birthday.
- If people aged between 65 and 74 are recognized as those with disabilities by the city hall, they are eligible to join this insurance as well.

Inquiries: National Health Insurance Division of Suita City Hall ☎ 06-6384-1241
Osaka Prefecture Extended Association for Medical Insurance for Older Senior Citizens ☎ 06-4790-2028

Various health checkups (medical examinations)

Health checkups are recommended for the residents' health care. Some of them are fee-free.

Types of health checkups

Health checkup for people in their 30s, dental checkup for adults, gastric cancer screening, colorectal cancer screening, etc.

Inquiries: Adult Health Division of Suita City Hall ☎ 06-6339-1212
--

Regular vaccination for elderly people

Seniors in the relevant age range are advised to use the influenza and pneumonia coccus vaccination service at cooperating medical institutions. The relevant age range, valid period of vaccination, and fees can be found on posters at the partner medical institutions, in City Guide Suita, or on the official website of Suita City.

Inquiries: Community Health Division of Suita Health Center ☎ 06-4860-6151
--



If you become sick or injured

In case of illnesses or injuries, do not hesitate to go to the hospital. Make sure that you bring your health insurance card with you when you visit the hospital for a consultation.

※In case you undergo a medical examination without your health insurance card

Make a full payment for the consultation and so on.

■ The methods to receive a refund of overpayment are shown below: 【People enrolled in National Health Insurance】

Bring the receipt (the amount of payment is required) and your National Health Insurance card to the medical institution where you received the consultation. If the procedure is completed by the end of the month of the consultation, you may receive a refund from the institution.

If you want to receive a refund after the month of the consultation, go through the procedure at the National Health Insurance Division of Suita City Hall.

(Required documents)

- National Health Insurance card
- Receipt (with the amount of the payment)
- Breakdown of medical expenses (This is available if you say "I need the Rezept (Reseputo) to receive a refund from the National Health Insurance." to the hospital where you received the consultation.)

Be sure to inquire with the National Health Insurance Division of Suita City Hall about required documents before going there.

【People enrolled in any health insurances other than the National Health Insurance】

Contact the health insurance society you belong to.

Inquiries: National Health Insurance Division of Suita City Hall ☎ 06-6384-1337

Medical subsidy


【Medical subsidy for children】A subsidy for illnesses or injuries of children

When your child gets sick or injured, or is hospitalized, the city hall will share the cost. If you apply to the Child-rearing Benefit Division of Suita City Hall, a "medical certificate for children" will be sent by mail. Bring the "health insurance card" and "medical certificate for children" when you take your child to a hospital in Osaka Prefecture.

(Eligible children)

- Residents in Suita City
- Insured people of a health insurance
- Those who are younger than 18 years old or until March 31st after their 18th birthday
- Those who are not receiving any public assistance

Inquiries: Child-rearing Support Division of Suita City Hall ☎ 06-6384-1470





Garbage and Environment

Garbage collection [Sorting is required] Garbage and recyclable garbage (garbage that can be used again)

Garbage is divided into recyclable and unrecyclable.

Sort the garbage into 12 types.

This is printed with eco-friendly ink.



Separation & Collection of Waste

12 Groups for Waste Disposal

Operations Division, Environment Dept., Suita City Hall (tel 06-6832-0026)

Please put out the garbage at the designated place by 8 a.m. on the collection day. Garbage is collected on national holidays as well.

Burnable Waste		Recyclable Waste		Bulky Irregular Waste	Small Irregular Waste	Hazardous Waste			
Twice a Week		Twice a Month		Once a Month	Once a Month				
Collection Day	Every Week								
① Burnable Waste Kitchen Trash, Leather Products, Plastic Products, Expanded Polystyrol, Small Wood Products, Stuffed Toys and Other Small Burnable Waste Kitchen Trash (Drain any excess liquid) Plastic items such as detergent bottles, etc. Videotapes CD - DVD Cushions Doormats Disposable Hot Packs Trees & Branches under 7cm in diameter and 50cm in length Leather Products Small Wood Products Stuffed Toys Wooden Blocks Make sure to put out burnable waste in semi-transparent garbage bags. Do not use pail boxes for disposal, or we cannot assume the responsibility in case they break at the time of collection. Paper with gold or silver print, greasy paper, photographs, and thermal paper should be discarded as burnable waste because they cannot be recycled.		② Newspapers (and Flyers) ※Tie them with strings crosswise. Inserted flyers can be put out together. Put these out on group collection days if possible. ③ Magazines and others ※Tie them with strings crosswise. Direct Mail Postcards Remove any cellophane and address labels. Remove the handle except when it's made of paper. Paper of small size can be recyclable if it's 1cm square or over, depending on the material. Put them out in a paper bag or something, after tying the bag. Put these out on group collection days if possible. ④ Cardboard Make sure to fold them. ※Tie them with strings crosswise. Put these out on group collection days if possible.		⑤ Rags (& Old Clothes) Rags and Old Clothes Rags and old clothes can be put in paper bags. Put these out on group collection days if possible. ⑥ Cans Empty Cans Food Cans ⑦ Bottles Cosmetics bottles Empty Bottles Put out empty bottles without caps. Don't break the bottles. Broken bottles are disposed as small irregular waste. Rinse out bottles and cans, and put them directly into a collection container without a bag. ⑧ Milk Cartons After use, please wash and open the containers. Then, bundle them up with string.		⑩ Bulky Irregular Waste Chests of Drawers (Tansu), Futons, and other collectable and processable things that are bigger (one side is 60 cm or over) than small irregular waste Just put it out with a label saying "不用品" (Fuyohin:Waste). Furniture and similar items Carpets Sofas Study Desks Futons and Blankets Beds Storage Boxes (with one side 60cm or over) Golf Bags Golf clubs Bicycles Kerosene fan heaters Oil Heaters (The size doesn't matter.) Kerosene fan heaters and kerosene heaters should be discarded as bulky irregular waste.		⑪ Small Irregular Waste Nonburnable waste or a mixture of burnable and nonburnable waste (under 60cm) Place the bags next to the hazardous garbage container. Hardware such as pans and kettles Incandescent Light Bulbs Pottery Dishes Flowerpots Hangers (metal included) Electric Appliances Vacuum cleaners Gas Stoves Small Steel Furniture Toys (metal included) Microwave Ovens Pots Electric Fans Umbrellas Put out small stuff in a bag. Make sure to remove the batteries and put them out as hazardous waste.	
Disposal of dead dogs, cats, and other small animals Contact us for collection of dead dogs, cats, and other small animals owned at home or those of unknown owner (fees required).		Uncollectable Waste Please contact the retailers or authorized disposal companies for inquiries. Tatami Mats Blocks Bowling balls Batteries Logs Tires Liquid such as agricultural chemicals, insecticides, chemical products, and bleach Fire Extinguishers Fireproof safes, pianos, LP gas cylinders, hypodermic needles, sand and stones, rubble, roof tiles, oils, fittings, CFC products, and car accessories. These are other items that cannot be collected. If you attempt to discard unlisted items, please contact the Operations Division before disposal.		Waste not collected by the city Waste from business facilities General Waste You must either treat waste from stores, restaurants, and other business facilities on your own responsibility or ask a general waste disposal company for it. Industrial Waste You must either treat waste specified in the Waste Management Law produced from business activities or ask an industrial waste disposal operator for it.		⑫ Hazardous Waste Waste that contains hazardous material or requires special attention such as batteries, fluorescent lamps, and mercury thermometers. Disposable Gas Cylinders (Cartridge Type) Spray Cans Lighters Scissors, Knives Mercury Thermometers Batteries Fluorescent Lamps Hypodermic needles and puncture needles for blood sugar level measurement are not collected to avoid infection.			
Move-Out Garbage not free service Application is required. This service is available only once. tel 06-6832-0026 - Apply between a month and 14 days prior in advance. - Put them out at the regular collection place for bulky irregular waste. - We don't carry them either out of the premises of detached houses or from inside of houses for you. - The collection date cannot be designated. - Please separate garbage and throw them away in a planned manner, which will reduce the amount of garbage on the moving day.		Air conditioners, TVs, fridges, freezers, washing machines, and dryers should be collected by retailers under "Home Appliances Recycling Law". (fees required) These are not collected as garbage. Air conditioners TVs fridges, freezers washing machines dryers PCs They are recyclable items under the Law for the Promotion of Utilisation of Recyclable Resources. These are not collected as garbage. - Contact the manufacture. Recycle these as resources. Desktop PC, Display and Laptop PC		Garbage Collection Support For those who have difficulty disposing of household-related garbage due to their age or disabilities, the city hall staff will visit from door to door for pickup. Application is required for qualification screening. Tel 06-6832-0026 Household medical waste This type of waste cannot be included in normal household waste. Medical waste is separately collected under the Suita City Home Medical Waste Collection Program. Application is required. Tel 06-6832-0026 Please contact the Operations Division for the latest information. Printed in May 2021					

(Putting out the garbage)

- Take out the designated types of garbage by 8 a.m. of the designated collection day.
- Separate the garbage into their different types and put them out at the designated garbage collection place.

Breaking the rules will cause trouble to your neighbors.


- Do not put the garbage out on days other than the decided ones.
- Do not put the different type of garbage out on days when another type is designated.
- Do not put the garbage out in places other than the decided one.
- Do not put the garbage out without sorting it.
- Do not take others' garbage home.
- Those who bring back other's garbage may have to pay a fine.



資源物の「持ち去り」禁止!

市民の良好な生活環境を守り、市が廃棄物を適正に処理することを目的として、条例により資源物の持ち去り行為を禁止します。

違反すると、氏名等の公表や20万円以下の罰金が科せられることがあります。



As of April 1st, 2019, an ordinance will be enacted that prohibits the removal of recyclable materials including cans, bottles, paper, cloth or metal from designated locations. Transgressors will have their name made public and be subject to a fine of up to 200,000 yen.

根据条例规定, 2019年4月1日起禁止擅自取走资源垃圾。不得从规定的场所擅自取走易拉罐、玻璃瓶、纸张、布料、金属等资源垃圾。若违反规定, 将公布姓名或处以20万日元以下的罚款。

조례에 따라 2019년 4월 1일부터 재활용 쓰레기를 개인이 가져가는 것을 금지합니다. 소정의 장소에서 캔, 병, 종이, 천, 금속을 포함한 쓰레기를 가져가는 것은 조례 위반입니다. 위반하면 이름의 공개 또는 20만엔 이하의 벌금이 부과될 수 있습니다.

★ ごみは収集日 **当日の朝** 8時までにお出してください。

深夜早朝の持ち去りを防ぐため、ぜひ、御協力ください。

★ 行為者と**接触しない**でください。

思わぬトラブルに巻き込まれるかもかもしれません。安全第一をお願いします。



吹田市 環境部 事業課

電話 06-6832-0026

FAX 06-6832-0092

【Garbage collection related to moving out】

- Call the Operations Division of Suita City Hall between a month and 14 days before moving.
- Sort out the garbage in accordance with the sorting rule of Suita City.
- Put it out with the label that shows your name and "引っ越しごみ" (moving-out garbage)" on the moving day.
- Waste disposal fee is required.

【Garbage not collected by Suita City】

- (1) Air conditioners, Televisions, Refrigerators, Freezers, Washing Machines, and Dryers
Take them out to the shop where you bought them. Fees are required.
- (2) PCs
Inquire with the PC manufacturer or use the pickup service of ReNet Japan Group,inc.
- (3) Button batteries, nickel-cadmium batteries, nickel-metal hydride batteries, and portable chargers
Take them to electronics stores, etc.
- (4) Others
Items specified as “non-collectible items” by the city

【Recyclable items collected at designated places】

- (1) Plastic Bottles
Put them into the collection box at partner supermarkets and Suita City Hall.
※Remove caps and labels, and wash bottles before putting them into the collection box.
- (2) Used edible oil (Oil used for cooking or one that became unusable)
Put it into the collection box at Suita City Hall, etc.
※Be sure to put it into airtight containers.
- (3) Empty contact lens cases
Put it into the collection box at Suita City Hall, etc.
※Be sure to remove caps.

Inquiries:	Operations Division of Suita City Hall	☎ 06-6832-0026
	Environmental Policy Office of Suita City Hall	☎ 06-6384-1702

Environmental Beautification

【No smoking while walking. No cigarette littering.】

Smoking while walking and littering are not allowed throughout Suita City (except for private land) to keep the city clean. When you smoke, make sure to stop walking as not to block the way, keep the rules and mind your manners.

In case littering or smoking are found around the stations below other than in the smoking area designated by the city (except for private land), a fine may be imposed.

- Hankyu Kita-senri Station
- Hankyu Minami-senri Station
- Hankyu Kandai-mae Station
- Hankyu Suita Station
- JR Suita Station
- JR Kishibe Station
- JR Minami-Suita Station
- Osaka Monorail Bampaku-kinen-koen Station
- Osaka Metro Esaka Station



Daily Living

Housing

【Municipal housing (rented by Suita City) and prefectural housing (rented by Osaka Prefecture)】 (Non-Japanese people who are eligible to rent municipal housing)

Those who fulfill all the requirements ①-③ below:

- ①The one lives and/or works in Suita City.
- ②The person has difficulty in their current housing situation.
- ③The person's income (ex. salary) is lower than the income standards decided by Suita City (the amount depends on the family size).

Applicants will be informed in "City Guide Suita (Shiho Suita)".

The required document (application form) is available at Suita City Hall, the branch offices (in Senri, Yamada and Senrioka), and Public Service Corner (in Suita Thanks Bld. Esaka, Kishibe, Hara or Kitasenri). The tenants are decided by lottery.

Inquiries: Housing Policy Office of Suita City Hall ☎ 06-6384-1923

(Non-Japanese people who are eligible to rent prefectural housing)

Those who fulfill all the requirements ①-③ below:

- ①The person lives and/or works in a city/town/village in Osaka Prefecture.
- ②The person has difficulty in their current housing situation.
- ③The person's income (ex. salary) is lower than the income standards decided by Osaka Prefecture (the amount depends on the family size).

Inquiries: Osaka Prefecture Citizen's Information Center ☎ 06-6910-8001

【Companies that introduce places to live in (real estate companies)】

- Decide the conditions to live in, such as the rent, security deposit, area, size of the place, etc.
- When you decide where to live, pay a commission to the real estate company that introduced the place.
- Sometimes a security deposit and key money are required in addition to a commission.

Housing-related vocabulary

Rent: yachin	The payment to rent a house/apartment.
Commission: reikin	This is a mandatory payment to the landlord (the person who rents the place).
Agent's commission: chukai-ryo	This is a commission paid to the real estate company that introduced you the place.
(Joint) guarantor: hoshonin	This is a person who assumes rent payment in case the tenant is not able to pay it. In principle, a guarantor is required to rent a house/apartment.

Water

【Procedure to receive water service】

- An application form for water usage will be posted on the front door (or somewhere around) of the house/apartment where you are going to live.
- Write your name, the starting date of use, etc. on the form and send the attached postcard to the Waterworks Department of Suita City Hall. No stamps are required. You can also apply on the phone.
- If you live in an apartment, you may need to go through a procedure that enables the management association of the apartment or the landlord to use water.

【Water is ready to use when moving-in.】

(In case water does not come out)

- Call the Waterworks Department of Suita City Hall.
- The staff of the department will visit your house to switch on the water.

【Payment for water charge (the money paid for water usage)】

(Water charge)

- This is divided into two types: the charge imposed even if water is not used (basic charge) and the charge imposed depending on the amount of water usage (usage charge).
- If the resident uses the sewage (dirty water which comes out from toilets and baths) service, they must pay the sewage service charge as well.
- Water charge is paid once every two months.

(How to pay water charge)

- Make a payment at banks or convenience stores.
- Direct debit is also available.
- If you live in an apartment, the management association of the apartment or the landlord may request the payment after checking the total water usage amount of all tenants.

Inquiries: Waterworks Department of Suita City Hall ☎ 06-6384-1255
--

Bicycle parking

【Bicycle parking lots】Parking areas for bicycles and motorcycles

- Leaving bicycles or motorcycles on the road disturbs others.
- They should be parked at the parking lots near the stations.

【No parking zone for bicycles and motorcycles】

Areas where bicycles and motorcycles parking is prohibited

The zones have been set up to eliminate abandoned bicycles and motorcycles around the stations. If they are left in the zones for a long time, the staff of Suita City Hall will remove them and take them to the storage centers.

【Fees required】

In case the bicycle or motorcycle is removed to the storage center and the owner attempts to get it back, they must pay a fee for removal and storage.

- Bicycles: 3,000 yen
- Motorcycles: 4,500 yen

"Suita City Public Transportation Map", which provides information about trains and buses running in Suita City, is available (Japanese version only).

Inquiries: General Transportation Affairs Office of Suita City Hall ☎ 06-6872-6136
--

Dogs or cats breeding

- If you have any pet, be careful not to cause trouble to others.
- In case you (are planning to) live in a rental house or an apartment, make sure to check whether pets are allowed in advance.
- Do not let your dog run freely. Keep your cat inside.

Rules for dog breeding

(Procedure)

- Register your dog at Suita Health Center.
- Receive a dog license that allows you to have a dog. Fees are required.

(Necessary care)

- Receive a vaccination for rabies prevention every year.
- Bring the certificate of vaccination given by the animal hospital to Suita Health Center.
- Receive the certificate of rabies vaccination (vaccination slip). Fees are required.
- Put the dog license and the vaccination slip on your dog's collar, etc.
- Put stickers (ex. "DOG AT HOME") on the entrance door or somewhere easy to find to notify others that you have a dog.

Death of your pets (dogs/cats)

- Call the Operations Division of Suita City Hall, which will take care of them. Fees are required.
- If your dog dies, call the Public Health Management Division of Suita Health Center.

Inquiries: Public Health Management Division of Suita Health Center ☎ 06-6339-2226
Operations Division of Suita City Hall ☎ 06-6832-0026



古紙パルプ配合率70%再生紙を使用（表紙、裏表紙を除く）
This leaflet is made of recycled paper whose recovered paper content ratio is 70% (except for the front cover and back cover).



Eco-friendly ink is used.

A Guide to Living in Suita

Published in March 2022

Published by the Culture and Sports Promotion Office,

City Allure Department, Suita City Hall

Address: 1-3-40, Izumi-cho, Suita

Edited by Cproject, inc.

Illustrated by 葵月 /Aoitsuki

30,000 copies of this leaflet were made at a cost of ¥399.3 per copy.

Fire

TEL:119

Report your name,
current location
and circumstances



Police

TEL:110

Report your name,
current location
and circumstances



Fire Brigade

TEL:119

Report your name, current
location and circumstances



Municipal Hospital

TEL:06-6387-3311


Suita Municipal Hospital
consultation times

Week days
8:30-11:00

※both the first and
follow-up examina-
tions



Suita City Hall(Main number) **☎06-6384-1231**



Electrical Troubles **☎0800-777-8015**

(Kansai Electric Power Co. Hokusetsu Office)



Gas Leakage

(Osaka Gas Leak Hotline)

☎0120-519-424



Children's Holiday and Night-time Medical Emergencies

(Toyono Area Children's Emergency Center) **☎072-729-1981**